

## Instructions for use

Dear Customer,

Please read these operating instructions carefully. Failure to observe the information provided below can lead to personal injury or damage of the material. Keep these instructions in a safe place where they can also be read by other persons using the device. Always pass on these instructions together with FricTest® when passing it on to someone else.

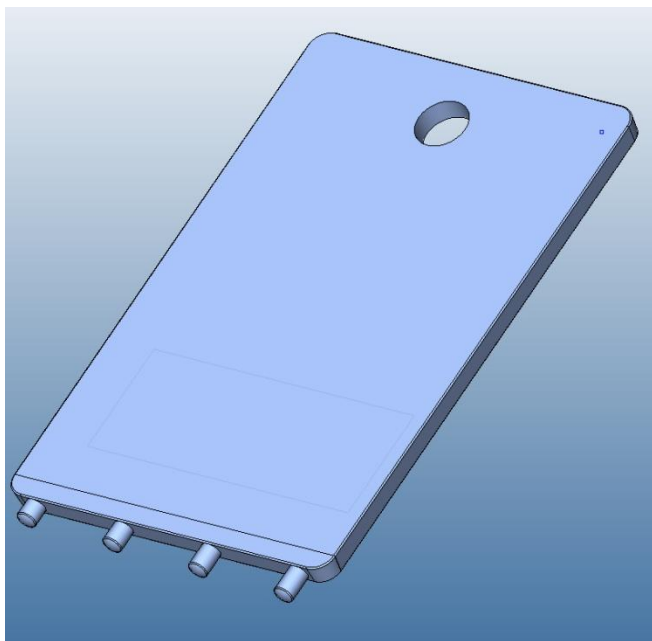
### Items included in the package

FricTest® diagnostic instrument

### About FricTest®

FricTest® was developed at the Department of Dermatology of the Charité Hospital, Berlin, Germany by medical professionals working in the field of allergy and urticaria. The design of the device is the result of clinical observational studies.

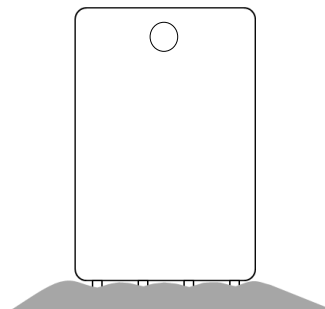
The purpose of FricTest® is the qualitative and semiquantitative diagnosis of symptomatic dermographism. Symptomatic dermographism (Syn. urticaria factitia, dermographic urticaria) is the most common subtype of physical urticaria, and is characterized by the development of itching and wealing after moderate rubbing of the skin.



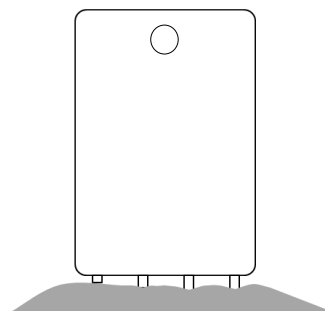
### How to use FricTest®

For the diagnosis of symptomatic dermographism, FricTest® should be held perpendicular to the skin. Apply a light stroking pressure to the skin of the upper back or volar forearm for approximately 10 cm. Apply just enough pressure to have good contact with the skin so that all the pins are almost invisible (see figures). The skin at the test site should be unbroken and free of obvious signs of infection. The reaction is considered positive in patients off antihistamines who show a weal response and report

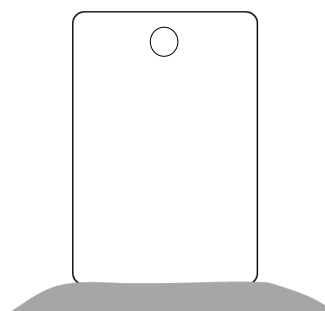
pruritus at the site of provocation with the largest test pin. Weal responses at the site of the smaller pins allow for an estimation of the activity of the symptomatic dermographism. When all four pins induce weal responses, the symptomatic dermographism can be judged as severe.



Correct pressure to the skin



Not enough pressure to the skin



Too much pressure to the skin

### Warning

This device is intended for use by medical professionals only. FricTest® must not be used on broken or infected skin.

### Care and cleaning

Do not use FricTest® when any damages or scratches (especially on the pins) are visible. FricTest® should be cleaned after each use with an ordinary alcoholic disinfection solution (e.g. hand sanitizer or hand antiseptic). FricTest® should be cleaned with water, soap and a brush on a regular basis. FricTest® must not be sterilized by heat or any other sterilization method. Protect from long-lasting sun exposure and frost.

### Material

FricTest® is made from 100% Bayblend T45 (Polycarbonate / Acrylonitrile butadiene styrene).  
Made in Germany.

### Questions? Need further information?

Contact Medelink Inc. at [info@medelink.ca](mailto:info@medelink.ca) or order on <https://medelink.ca/product/fricest-4/>